






**FLORIDA 7-8 ALL-STATE CHORUS
MUSICIANSHIP TEST 2011-2012**

Congratulations on being selected to audition for the All-State Chorus! This part of the audition will test your basic music theory skills. Please LISTEN to instructions and read ALL DIRECTIONS carefully. Mark your answers on the answer sheet provided. ALL ANSWERS WILL BE LETTERS. You may write on this test, but only your answer sheet will be graded. Raise your hand and ask your proctor for a new test if this one has any writing on it. Be sure to check all pages.

LISTENING SKILLS

If what you SEE is exactly the same as what you HEAR, mark “A” on your answer sheet. If it is different in any way, mark “B”. You will hear each example two times. Follow numbers down then across the page.

| I. RHYTHM | II. MELODY (MELODIC LINE): |
|--|--|
| 1.  | 6.  |
| 2.  | 7.  |
| 3.  | 8.  |
| 4.  | 9.  |
| 5.  | 10.  |

III. RHYTHM AND PITCH (Melodic Line):

Choose the measure that is played **WRONG** (either rhythm OR pitch), and then mark that letter (“B”, “C”, “D”, or “E”) on your answer sheet. If an entire exercise is played CORRECTLY, mark “A” on your answer sheet. You will hear each example two times.

11. 

12. 

13. 

IV. MAJOR AND MINOR (You will hear each example two times.)

Choices: If the chord you hear is **MAJOR**, mark “A” on your answer sheet.
If the chord you hear is **MINOR**, mark “B” on your answer sheet.

14.

15.

16.


V. LISTENING TO INTERVALS: (You will hear each example two times.)

Listen carefully to each interval then choose which interval was played from the five choices provided.

17. A. Perfect 4th
B. Major 2nd
C. Major 3rd
D. Major 7th
E. Perfect 5th

18. A. Major 2nd
B. Perfect 5th
C. Major 6th
D. Perfect 4th
E. Major 3rd

19. A. Perfect 4th
B. Major 6th
C. Major 7th
D. Perfect Octave
E. Major 3rd

VI. INTERVAL RECOGNITION: Name the interval that you see below.

20. A. Major 3rd
B. Major 7th
C. Major 6th
D. Perfect 5th
E. Perfect 4th

21. A. Perfect 4th
B. Major 7th
C. Perfect 5th
D. Major 6th
E. Major 3rd

22. A. Major 6th
B. Major 7th
C. Perfect 5th
D. Perfect 4th
E. Major 3rd

VII. KEY RECOGNITION: Name the major key signatures from the choices below.

23. A. F Major
B. B Major
C. D# Major
D. E Major
E. D Major

24. A. Db Major
B. Gb Major
C. Eb Major
D. Ab Major
E. D Major

25. A. Bb Major
B. F Major
C. C Major
D. D Major
E. A Major

Look at the **Major Key Signature** of each example below and then choose the note that is “do” or “one” (the tonic) in that key. Mark **A, B, or C** as the correct answer (not the pitch name) on your answer sheet.



VIII. TIME SIGNATURES:

In exercises 28 – 30, choose the measure that is **WRONG** (incorrect # of counts). If all measures are correct in any exercise, mark “A” on your answer sheet.

28. 

29. 

30. 

In exercises 31 and 32, what number is missing from each time signature below? Choices are below.

31. 

Choices: A. 2 B. 4 C. 6 D. 8

32. 

Choices: A. 2 B. 4 C. 6 D. 8

In exercises 33 and 34, what note or rest is missing from each example below? Choices are below.

33. 

Choices: A. Sixteenth Note B. Half Rest C. Dotted Eighth Note D. Quarter Note

34. 

Choices: A. Quarter Rest B. Sixteenth Rest C. Eighth Rest D. Half Note

