

FLORIDA VOCAL ASSOCIATION

2005-2006 All-State Musicianship Examination

Senior High School Edition - 9th-12th Grade

THE TEST ADMINISTRATOR WILL READ THIS ALOUD WHILE YOU FOLLOW ALONG SILENTLY: Do not begin this exam until told to do so. Follow all written and verbal directions to avoid making mistakes. Your test administrator may allow you to mark on this test booklet but, only the answer sheet, not this test booklet, will be graded. Keep your eyes on your own exam. It is your responsibility to keep your answers sheet covered so that others cannot copy your answers. Follow your test administrator's instructions about what to do after you have completed your exam. You should have two sharpened #2 pencils to mark your answers on the answer form. Raise your hand now if you need pencils or have questions about any part of these instructions.

DO NOT WRITE YOUR ANSWERS IN THIS EXAM BOOKLET.

Part I. MELODIC and RHYTHMIC RECOGNITION (2 points each) Listen to the musical example as it is played. The exercise is written on two lines. Identify any differences you hear in the rhythm or melody from what you see in the exercise. Mark (A) for each correctly played measure or mark (B) for each measure that you hear played incorrectly on your answer sheet. You will hear the exercise played twice.

Part II. CHORD QUALITY RECOGNITION (2 points each) You will hear each chord (triad) played melodically (one note at a time) and then played harmonically (all the notes at the same time). Each example will be played twice. For examples 9-13 select the correct answer from the four choices (Major, minor, augmented or diminished chord) then mark the letter of your answer on your answer sheet.

(A) Major chord (B) minor chord (C) augmented chord (D) diminished chord

9. _____ 10. _____ 11. _____ 12. _____ 13. _____

Part III. INTERVAL RECOGNITION (2 points each) You will hear each interval played melodically and then harmonically. Each interval will be play two times. Choose the correct answer from the four choices given below each interval. Mark the letter of that answer on your answer sheet.

P=Perfect M=Major m=minor

14. _____ 15. _____ 16. _____ 17. _____ 18. _____

(A) P5	(A) m2	(A) M6	(A) m3	(A) M7
(B) m6	(B) M3	(B) m7	(B) P4	(B) M6
(C) P4	(C) m3	(C) m6	(C) M3	(C) m7
(D) M6	(D) P4	(D) M7	(D) M2	(D) P5

Part IV. RHYTHMIC RECOGNITION (each line is worth 2 points) Listen as exercises 19-21 are played. If the rhythm you hear played for the entire exercise is the same as what you see written, mark (A) on your answer sheet. If any part of the rhythm you hear for the exercise is different from what you see written, mark (B) on your answer sheet. You will hear each exercise twice.

19.

20.

21.

Part V. METER (Time) SIGNATURE RECOGNITION (each line is worth 2 points) Study the following exercises (22-24) to determine the missing number of the time signature for each example (in the blank box either above or below the number of the time signature given). Choose the correct answer from the choices given below each example. Mark the letter of your choice on your answer sheet.

22.

22. (A) 2 or (B) 3 or (C) 4 or (D) 5


23.

23. (A) 6 or (B) 7 or (C) 8 or (D) 9

24.

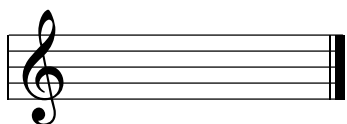
24. (A) 4 or (B) 5 or (C) 6 or (D) 7

Part VI. KEY SIGNATURE RECOGNITION (each answer is worth 2 points) Study the four key signatures (25-32) on the left side of the page. Determine the Major key and also the relative minor key for each key signature. Choose the correct answer from the four possible answers for both the Major and the minor key signatures then mark your answers on your answer sheet.



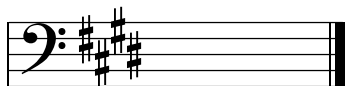
25. _____ Major (A) Ab Major
(B) Bb Major
(C) Db Major
(D) Eb Major

26. _____ minor (A) Bb minor
(B) Gb minor
(C) Eb minor
(D) Db minor
-




27. _____ Major (A) D Major
(B) C Major
(C) A Major
(D) F Major

28. _____ minor (A) C minor
(B) F minor
(C) G minor
(D) A minor
-



29. _____ Major (A) E Major
(B) D Major
(C) E# Major
(D) F# Major

30. _____ minor (A) Ab minor
(B) E minor
(C) C# minor
(D) F# minor
-



31. _____ Major (A) Eb Major
(B) Bb Major
(C) C Major
(D) F Major

32. _____ minor (A) Gb minor
(B) Bb minor
(C) Fb minor
(D) G minor
-

Part VII. TERMS, SYMBOLS and DEFINITIONS (each correct answer is worth 2 points) Match the term on the left with the correct definition for that term from the four choices on the right for questions 33-50. Mark the letter of the answer you have chosen on your answer sheet for each example.

33. ancora meno mosso (A) a little louder
(B) again, but a little slower
(C) rather slow, walking pace
(D) once more, but sweeter
34. leggiero (A) solemnly
(B) softly gliding between notes
(C) the end of repeated section
(D) lightly, soft
35. pizzicato (A) pluck strings with fingers
(B) continue bowing to the end of measure
(C) with brilliance and pizzazz
(D) detached and crisply played
36. simile (A) always
(B) perform in a similar fashion
(C) with spirit
(D) the lower part
37. alla breve (A) quick, double time
(B) always in a brave fashion
(C) all together at the sign
(D) augmented pitches
38. dolce (A) finished
(B) a bit fast to the end
(C) calming, even
(D) sweet and also usually soft
39. lunga (A) supported on the breath
(B) fall forward forcefully
(C) long pause determined by performer
(D) complete, but short, stop
40. hymn (A) non-Scriptural, strophic religious
(B) organ accompanied secular music
(C) religious a cappella ballad
(D) text is taken directly from the Bible
41. primo (A) the highest female vocal part
(B) the first or upper part
(C) most important part on the piano
(D) solo part



42. ritenuto
(A) make the pulse flexible
(B) fully sustained, but with staccato
(C) voice glides from tone to tone, slowly, even
(D) slowing down but with marked reduction of
43. cantabile
(A) sweetly, softly
(B) song-like, singable
(C) strophic congregational hymn
(D) a lullaby
44. guisto
(A) maintaining a strict tempo
(B) with gusto
(C) joyously but crisply sung
(D) folk-like Italian hymn
45. folksong
(A) music adapted from existing music literature
(B) music representing the character of a peop
(C) pre-composed music learned by common p
(D) usually sacred music with instruments
46. molto espressivo
(A) very fast and loud
(B) much quicker than before
(C) expressive, but much restrained
(D) very expressive
47. marcato
(A) marked, stressed
(B) march-like
(C) smooth with passages of stacatto
(D) even, marked smooth
48. ossia
(A) a short musical idea or theme
(B) easier, alternate passage
(C) high-pitched, ornamented part above the me
(D) congregational hymn
49. adagio
(A) walking tempo
(B) very, very slow tempo
(C) leisurely, slow tempo
(D) moderate tempo that increase gradually
50. tenuto
(A) making the pulse flexible by accelerating
(B) a sudden marked reduction of the tempo
(C) fully sustained; a bit longer than the notes re
(D) reaching a long pause; determined by the dir

